

televic

Meetings more
efficient, streamlined
and flexible than ever

Everything you need for on-site
and hybrid meetings, with voting
& interpretation



CONFERENCE

TELEVIC
HEADQUARTERS,
BELGIUM



Making your meetings more streamlined and flexible than ever

- + Physical, remote & hybrid meetings
- + Crisp, clear audio
- + Airtight privacy & security
- + User-friendly voting & interactivity
- + Interpretation solutions



Televic Conference has been a reference in **speech amplification and modular solutions** for council meetings for decades. Our internationally acclaimed technologies are used by international institutions with the most demanding requirements, such as the **NATO headquarters**, the **European Parliament** and the **World Health Organisation**. But our solutions are also available on a smaller scale, with hardware and software set-ups tailored to the specific needs of local city councils.

Televic

An introduction



A GLOBAL CUSTOMER PORTFOLIO: FROM CITY COUNCILS TO LARGE INSTITUTIONS



CUSTOM MADE SOLUTIONS

AWARD WINNING DESIGNS



TRUSTED BY



AND MANY MORE...



INTERNATIONAL INSTITUTIONS



EDUCATION



CORPORATE



COURTROOMS



CITY COUNCILS



RENTAL AND EVENTS



PARLIAMENTS



AUTHORITIES

Meet the key players



UniCOS TT

- + All in one multimedia device
- + Increased participant engagement
- + Connects to any remote platform
- + Chairperson meeting moderation:
speaker list / request list / video /
agenda / delegates

Lingua ID

- + ISO compliant
- + Intuitive & ergonomic design
- + Hearing protection technology
- + Video distribution capabilities
(HDMI port)





D-CERNO

- + Plug & play or Connect & Meet
- + Hear and be heard
- + Built-In recording
- + Redundancy and hot swap

Confidea FLEX Wired

- + One FLEX, many faces (button change delegate, chairperson, dual use)
- + Grows with needs of customer

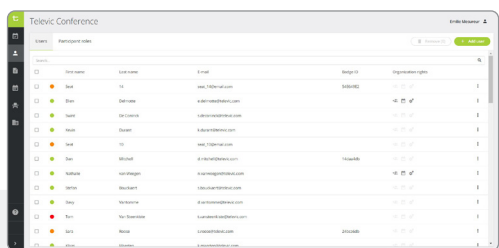


Confidea FLEX G4 wireless

- + Worry free wireless
- + Built with security in mind
- + MEET in 1 – 2 – 3 (button WAP & connection screen to meeting mode transition)
- + Smart battery management

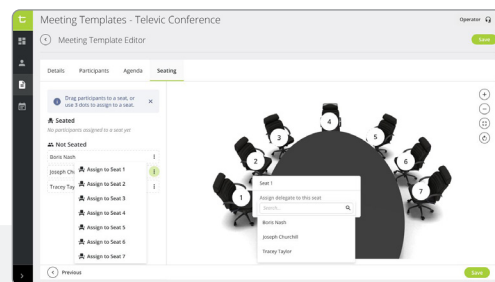
Confero PLAN

The Confero platform has a very intuitive interface from which the Meeting Manager can plan and organize meetings into details:



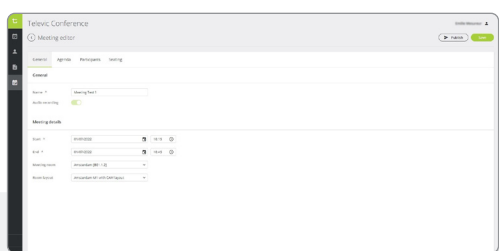
Create and manage a delegates database

Add, edit and delete users, reset their password and assign them roles (delegate, chairperson, guest or operator).



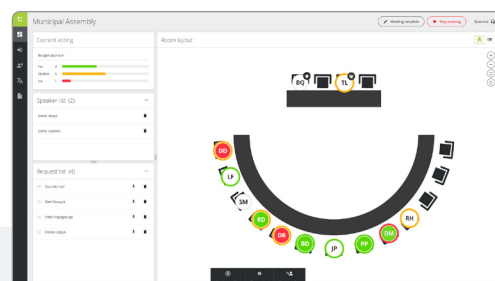
Create meeting templates for quick reuse

In case of recurring meetings in the same room and with the same participants (e.g. City Councils), creating a meeting template will make the preparation of the meeting faster and easier.



Create and publish meetings

Create and publish meetings with an assigned room, a list of participants, an agenda, voting items and seat assignment. You can start from scratch or use a template created beforehand to save time. All the selected participants will receive an invitation email.



Start and manage a meeting

The Confero 360 license is included in Confero PLAN, and the Meeting Manager will also be able to control the meetings, the microphones and the voting sessions, as well as view the meeting reports once the meetings are over.

No installation

Confero PLAN integrates in the Plixus system. There is no need to install a dedicated software: whatever OS is running on your computer, open the Confero platform in your Chrome or Edge browser and start using the new features.

Modular

In addition to Confero PLAN, you can combine additional functionalities such as Confero CAM and/or MEET:

Adding Confero CAM offers the capability to deliver a professional and engaging video output for participants of a hybrid meeting or viewers of a live stream.

With Confero MEET, extend the meeting room with remote participants resulting in hybrid meeting capabilities with the same moderation and meeting control capabilities as the in-room solution.

Confero functionalities overview

	Confero	Confero 360	Confero PLAN
TECHNICAL MEETING CONFIGURATION	Setup Wizard	✓	✓
	Devices setup	✓	✓
	License setup	✓	✓
	Interpretation configuration	✓	✓
	Audio configuration	✓	✓
	Diagnostics	✓	✓
	Dark mode	✓	✓
	Multilingual interface	✓	✓
	Audio recording (if applicable)	✓	✓
MEETING CONTROL & MANAGEMENT	Room layout		✓
	User roles		✓
	Single meeting template		✓
	Delegate information		✓
	Voting		✓
	Badge identification		✓
	Signage		✓
	Meeting reports		✓
MEETING PLANNING	Multiple meeting templates		✓
	Multiple organizations		✓
	Meeting room assignement		✓
	Agenda preparation		✓
	Voting session preparation		✓
	Publication of meetings		✓
	Delegates database management		✓

Confero CAM

Your hands-free camera director

As a result, you do not need a production team to deliver a professional and engaging video output for participants of a hybrid meeting or viewers of a live stream. Confero CAM enables effortless meeting capture, streaming and increased engagement for your hybrid meetings.



CURIOUS TO KNOW HOW IT WORKS?

Several Pan-Tilt-Zoom cameras are positioned throughout the meeting room. Each participant position gets two shots assigned from different cameras. When a participant gets to speak, the Confero CAM solution automatically selects the most appropriate camera and focusses on the speaker.

The result: an automatically created engaging video without moving camera images, instead smooth transitions are provided from one speaker to another.

Powerful now, scalable towards the future

We've built Confero as a powerful and scalable conference meeting platform. With a Plixus gateway available in the room, adding extra capabilities is as easy as adding licenses. No additional hardware investment is required so you leverage your initial investment.

The Confero platform currently exists of the following capabilities :

- + **Confero PLAN**
meeting preparation and agenda management
- + **Confero CAM**
hands-free camera director
- + **Confero MEET**
Hybrid meeting with moderation capabilities

Addition of Confero PLAN and / or MEET will also provide additional functionality to Confero CAM.



Confero CAM + PLAN

The video output will be enriched with an overlay of information like name of the speaker, discussed agenda topic and voting results. This happens automatically following the flow of the meeting so no need to switch information, one thing less to worry about.



Confero CAM + PLAN + MEET

Adding Confero MEET in the mix adds the capability to extend the meeting room with remote participants resulting in hybrid meeting capabilities with the same moderation and meeting control capabilities as the in-room solution.



Streaming

Transparency toward constituents and use of video for political marketing purposes is of growing importance. Confero CAM **provides professional looking video towards your streaming platform** of choice. No intervention of an IT person is required as streaming control is **automatically handled in the Confero interface**.



EASILY SWITCH BETWEEN SEVERAL ROOM LAYOUTS SERVING MULTIPURPOSE SPACES



Simplified installation and design choices

One device, lots of firepower

The Plixus gateway combines camera control, video switcher and streaming device in a single box. Moreover it's readily available as no PC is required to get the solution operational. As configuration is web-based no installation is required and the software is always kept up to date.

Efficient & cost effective

The speed for the installation can be reduced drastically. Instead of waiting for the equipment to be shipped, configuration of the room layout with seats and cameras can be prepared upfront in our Confero platform.

A single person can configure ideal camera shots for each position by moving from seat to seat and seeing the result right in front of him in the user interface.

Being an out-of-the-box solution no scarce control programming resources are needed to build a bespoke solution.

Optimize cabling

From an installation point of view a single CAT5 cable provides power, control and video signals.

Less cabling requirements provide more flexibility in mounting the cameras at the optimal spot in the room resulting in better camera shots of the participants.

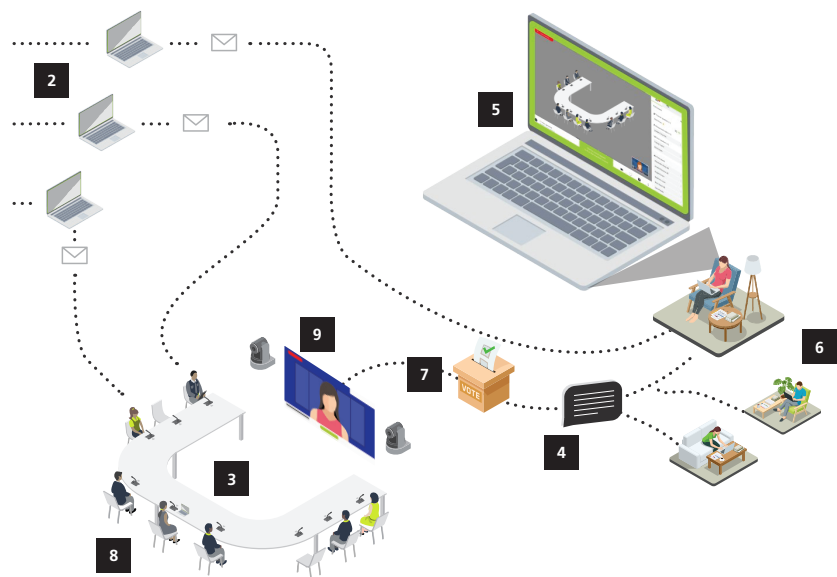
Choose your camera brand

Besides the Lumens and Avonic cameras Televic offers, an extended list of widely used cameras is supported and will grow over time.

SCAN TO CONSULT supported camera list



Confero MEET



1. Meeting organizer invites participants to join and create their account for the Confero platform. Meetings can be prepared from anywhere and an agenda and voting items can be added upfront. Define the room the meeting will be hosted in and who is entitled to join in.
2. After publishing a prepared meeting a mail is sent to all invited participants with a link that brings them to the Confero portal. In the portal participants can see a schedule of meetings they are invited to and can consult the agenda and voting items.
3. The chairperson or meeting operator can start a published meeting. Participants physically present in the meeting room use the conference equipment of the room.
4. Participants unable to make it in person will see the meeting appear in the Confero dashboard and can join the meeting with the same privileges as participants in the room. All from the comfort of their home or office using a standard browser.
5. Remote participants using the Confero MEET interface get a view on the discussed agenda topic and have the possibility to view the complete meeting agenda. They can consult who is present in the meeting, see who speaks or is in the request to speak list. Video wise the focus is on the active speakers who are shown in a split-screen view. This brings the conversation front center increasing the engagement and focus in the meeting.
6. Remote participants can request to speak when they want to share their opinion. By doing so they end up in the same request list as physical participants. So same privileges apply regardless of where you join from. From the remote participant interface presentations can also be shared.
7. When a topic comes to a vote, remote participants can vote right from their browser interface. The user interface brings focus to the voting options. For secret voting sessions no need to worry about confidentiality as Confero has end-to-end encryption.
8. Confero is a true hybrid conference meeting platform with moderation tools. Regardless of where you participate from, all moderation tools are handled in a single interface. As a chairperson in the room you can even use your conference device to moderate the discussion, activate agenda topic or start voting session. Really straightforward and reduces the clutter on the table from different control interfaces.
9. For in-room participants a signage screen shows the video of the active speakers in a split screen view. On top of the video information like speaker name, agenda topic and even voting results are visualized. When a presentation is being shared the presentation is shown front center with the view on the presenter in a picture in picture view.



“Televic’s platform ensures that our online meetings are **almost identical to the physical ones** that we used to have.

BERT MAERTENS, MAYOR OF IZEGEM

Camera tracking

A plug and play camera tracking system

Better meetings and better decisions start with **getting participants closer together**. Camera tracking closes the gap between people by letting everyone see and understand each other in close-up. T-Cam gives you an **easy way to install** camera tracking, to create talking heads, and to **configure different views**. On any Televic conference system. The result: crystal-clear video for better involvement.



Plixus nameplate

Be well recognized, beyond the shadow of a doubt

The Plixus Nameplate uses the **E-Ink technology** for optimal legibility. It displays **crisp text** with **high contrast** and a maximum viewing angle (180°). In addition, the information can be retained if the nameplate is powered off. The Plixus Nameplate display **eliminates reflections** and flickers, even when filmed or broadcasted.






Interpretation solutions

Lingua Interpreter Desk

Remove language barriers by making interpretation easy and user-friendly. The Lingua Interpreter Desk was designed by interpreters to give you maximum comfort and usability no matter where you work. With full ISO 20109:2016 compliance and powered by the Plixus Network. The perfect multilingual meeting starts here.



LINGUA ID-MM



LINGUA ID

Infrared language distribution

It is one thing to deliver a message perfectly clear, but another to make sure the audience is on the same wave length. Infrared language distribution is a strong solution. As a matter of fact, it was developed to allow each participant to appreciate the message of the speaker with the touch of a finger, with comfort and clarity, and an easy set-up. The Lingua systems are equipped with a patented automatic delay compensation, which automatically adjusts the required delay on each radiator at the touch of a button to compensate for cable length.



LINGUA RAD_H



LINGUA CHC





In Televic Conference we have found a partner who thinks along with us and allows us to support the decision-making process in an efficient and transparent manner.

ARNOUT VAN KOOIJ,
GEMEENTE IJSSELSTEIN, NEDERLAND



Our new microphone system has helped tremendously! We have always live-streamed our Council meetings, but once we implemented the microphone system, the quality and clarity came through and the audience could actually hear what was being said. It is very easy to use and set up.

KIM KEESLER,
CITY CLERK, VILLAGE OF ALMONT, US

**Excellent customer
satisfaction score**

INDEPENDENT CLIENT SURVEY 2020



8,6



Televic Conference offers solutions we can count on.

CARL HOWELL,
THOMPSON ELECTRONICS, US



The most complete portfolio in the industry

	TABLETOP	FLUSHMOUNT	INTERPRETER
MULTIMEDIA VIDEO ENABLED PRODUCTS	 <p>UNICOS T/MM10</p>	 <p>UNICOS F/MM7</p>	 <p>LINGUA ID-MM</p>
AUDIO ONLY WIRED	 <p>CONFIDEA FLEX</p>	 <p>CONFIDEA F-BOX CONFIDEA FLUSHMOUNT</p>	 <p>LINGUA ID</p>
AUDIO ONLY WIRELESS	 <p>CONFIDEA FLEX G4</p>		 <p>LINGUA R</p>
PLUG & PLAY DISCUSSION	 <p>D-CERNO SL</p>	 <p>D-CERNO F</p>	

VIDEO I/O



NAME PLATE



CAMERA TRACKING



HQ Belgium

+32 51 30 30 45

conference@televic.com

www.televic.com/en/conference

France

+33 3 74 09 52 76

conference-france@televic.com

www.televic-conference.fr

Asia

+86 21 61 48 01 23

conference@televic.com

www.televic-conference.com.cn

United States

+1 916 920 0901

conference-us@televic.com